












Philadelphia

Transportation

-  Philadelphia International Airport
-  Penn's Landing, Riverlink Ferry
-  Rail Generalized
-  Bike Network
-  Tacony Palmyra Bridge
-  Betsy Ross Bridge
-  Benjamin Franklin Bridge
-  Walt Whitman Bridge

Source: City of Philadelphia
Date: 2010

-  Rivers | Lakes | Ponds
-  Delaware Direct Watershed
-  Philadelphia

